



KI und Digitalisierung - Perspektiven einer besseren Medizin

Bernd Montag,
CEO Siemens Healthineers
May 22, 2019

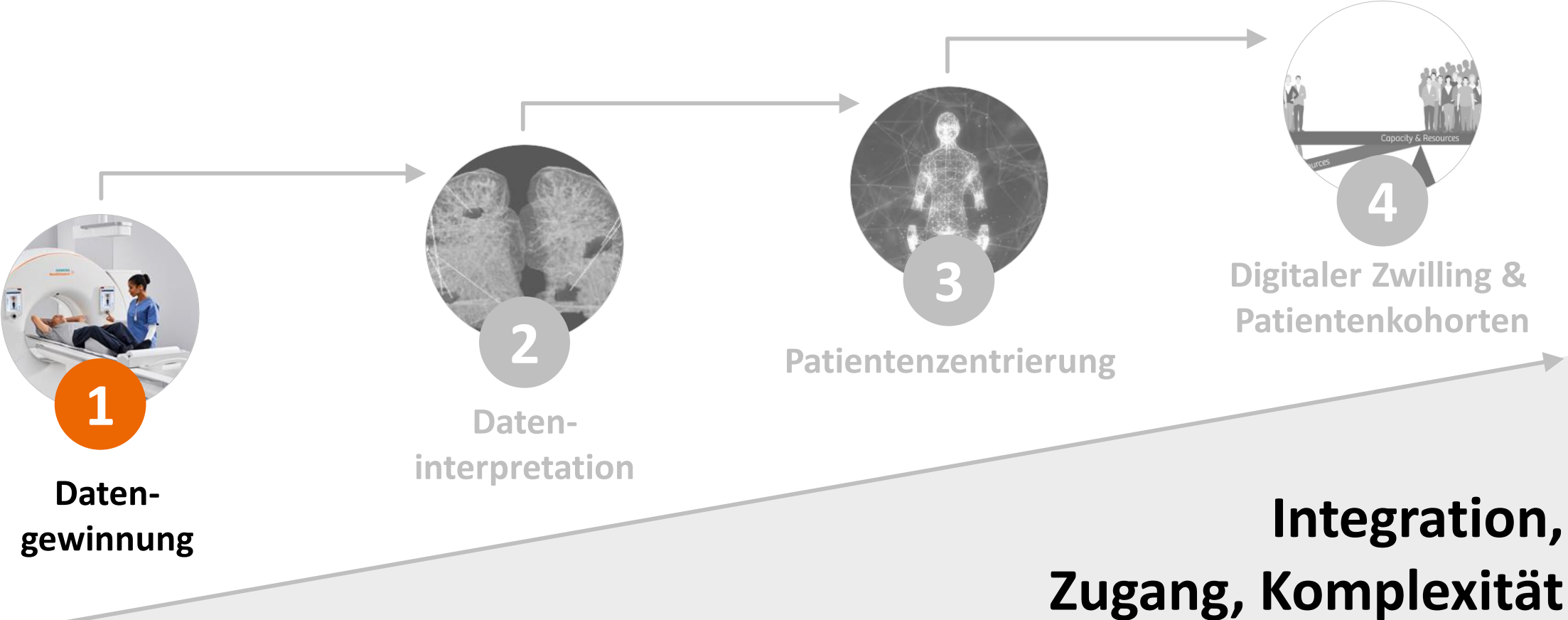


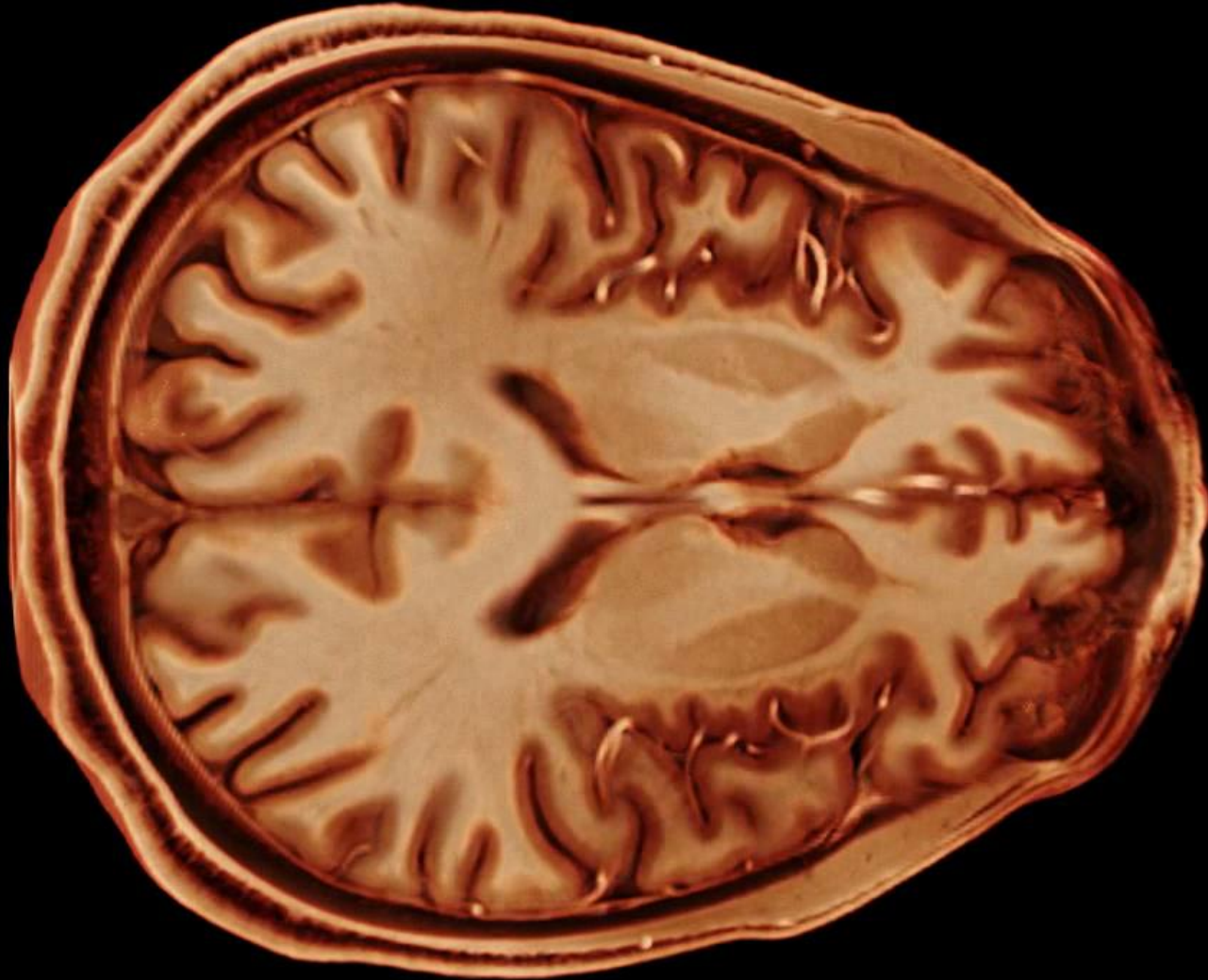
Die Medizin ist die ultimative Herausforderung für Digitalisierung und KI



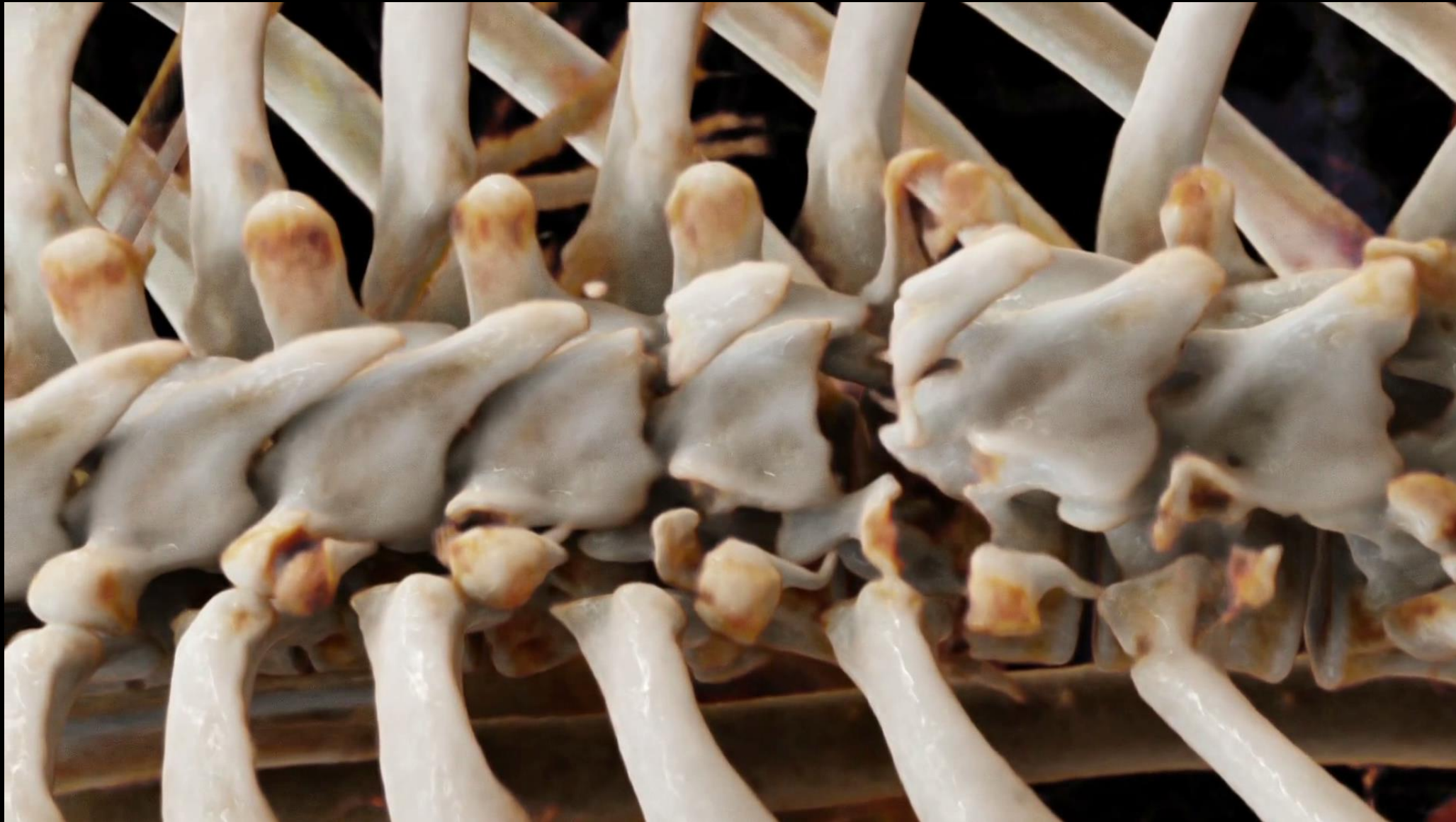


Wir treiben Digitalisierung und KI in einem Stufenmodell









Durch KI passt sich der Scanner dem Patienten an



Richtige Dosis




Richtige Positionierung

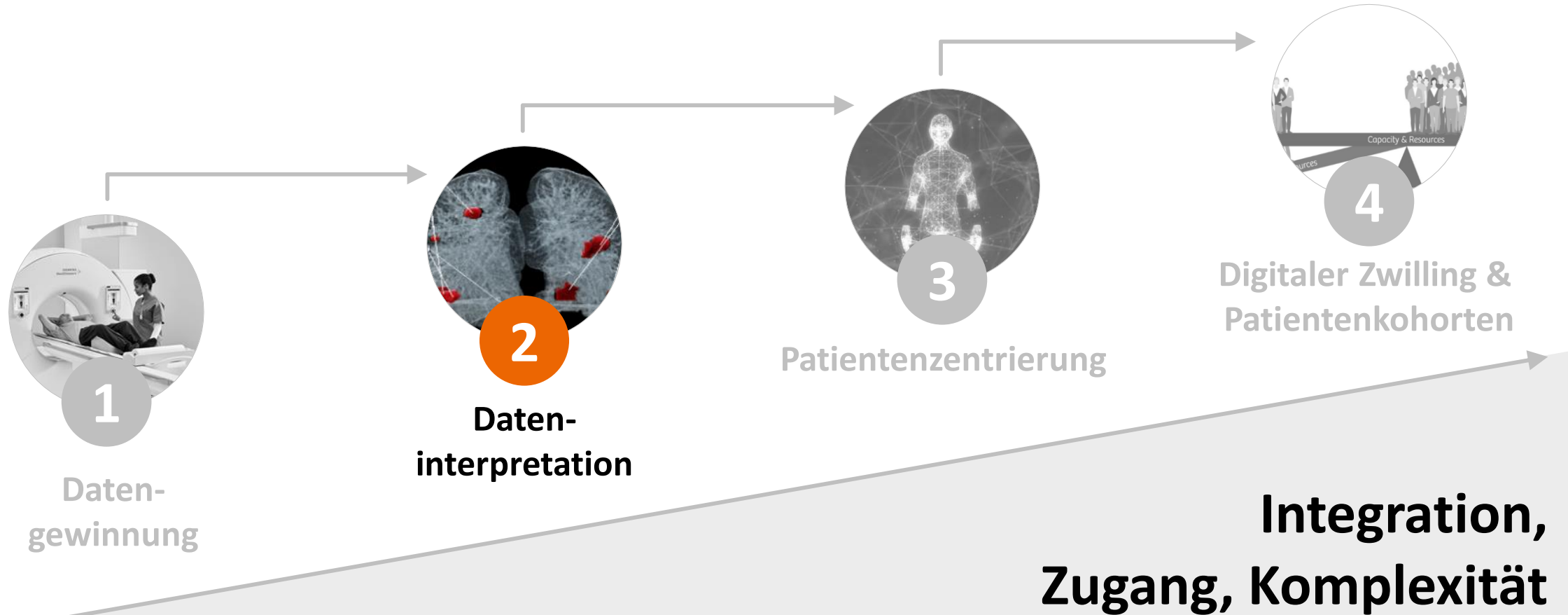


Richtiger Fokus

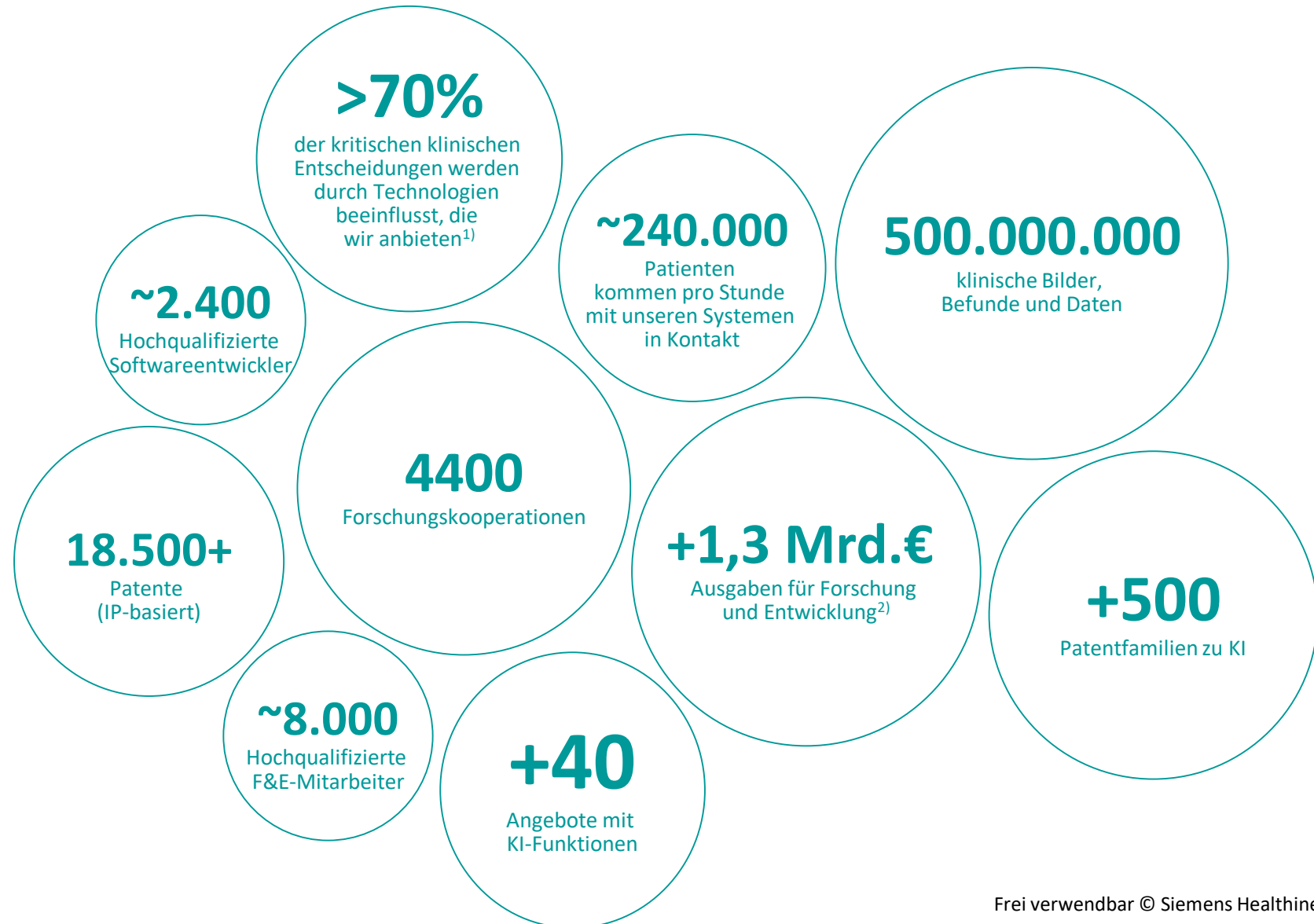
Atellica – automatisierte Vorfahrt für Notfälle



Wir treiben Digitalisierung und KI in einem Stufenmodell



Eine führende Position bei Digitalisierung und künstlicher Intelligenz erfordert signifikante Investitionen

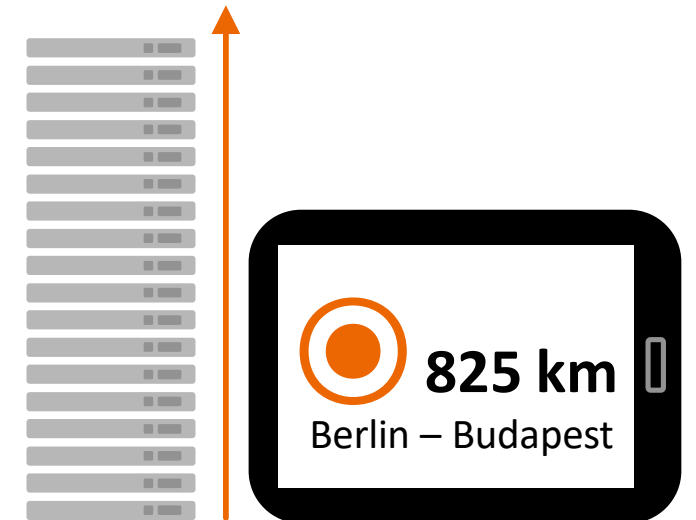


1) AdvaMedDX, "A Policy Primer on Diagnostics", Juni 2011, Seite 3
2) Geschäftsjahr 2018.



Sherlock Supercomputer

500 KI Experimente/Tag
mit 20 PetaFlops:



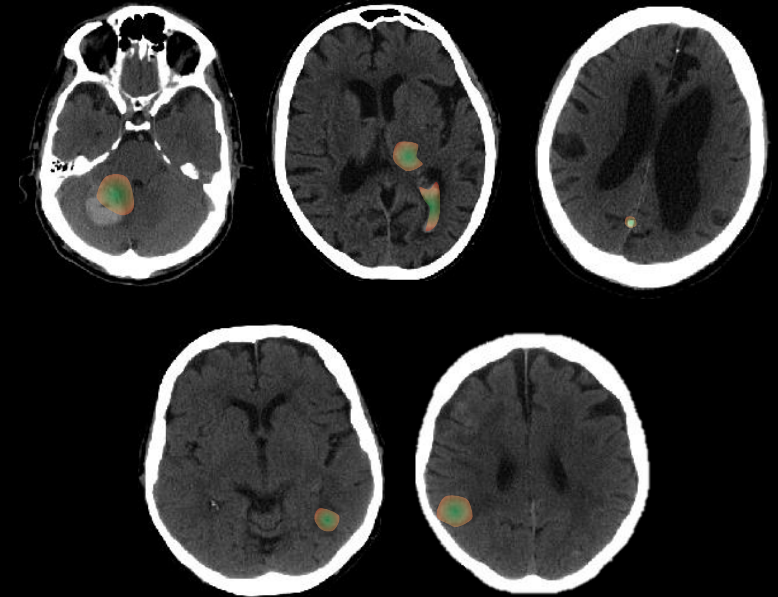
KI wird auf Schlaganfalldiagnostik trainiert



Kopf-CT ohne Kontrastmittel
und Radiologiebefunde

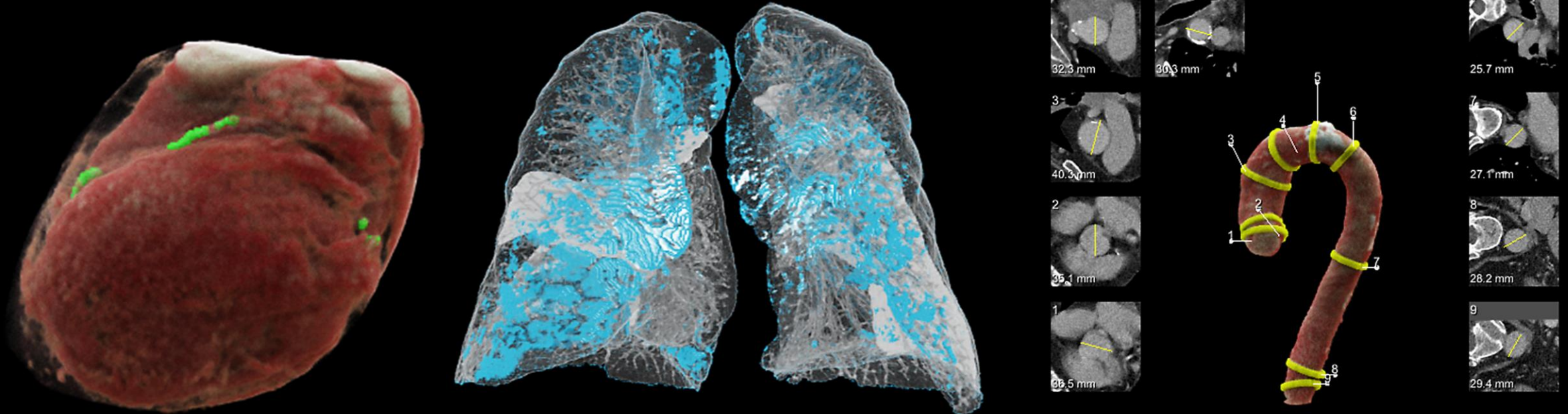


KI-System
mit 100.000 Bildern
trainiert

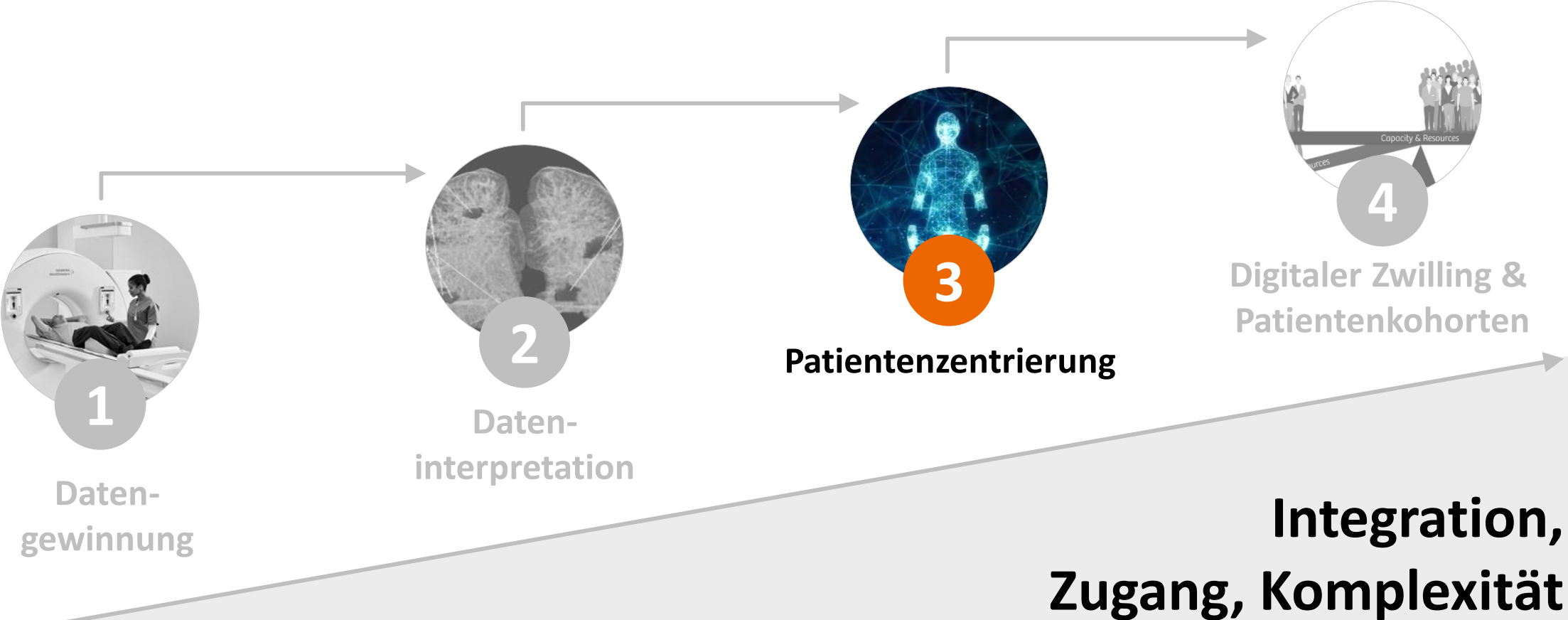


Nachweis einer Hirnblutung
Kleinhirn, Endhirn, Cerebraler Cortex,
Linker Schläfenlappen, Rechter Parietallappen

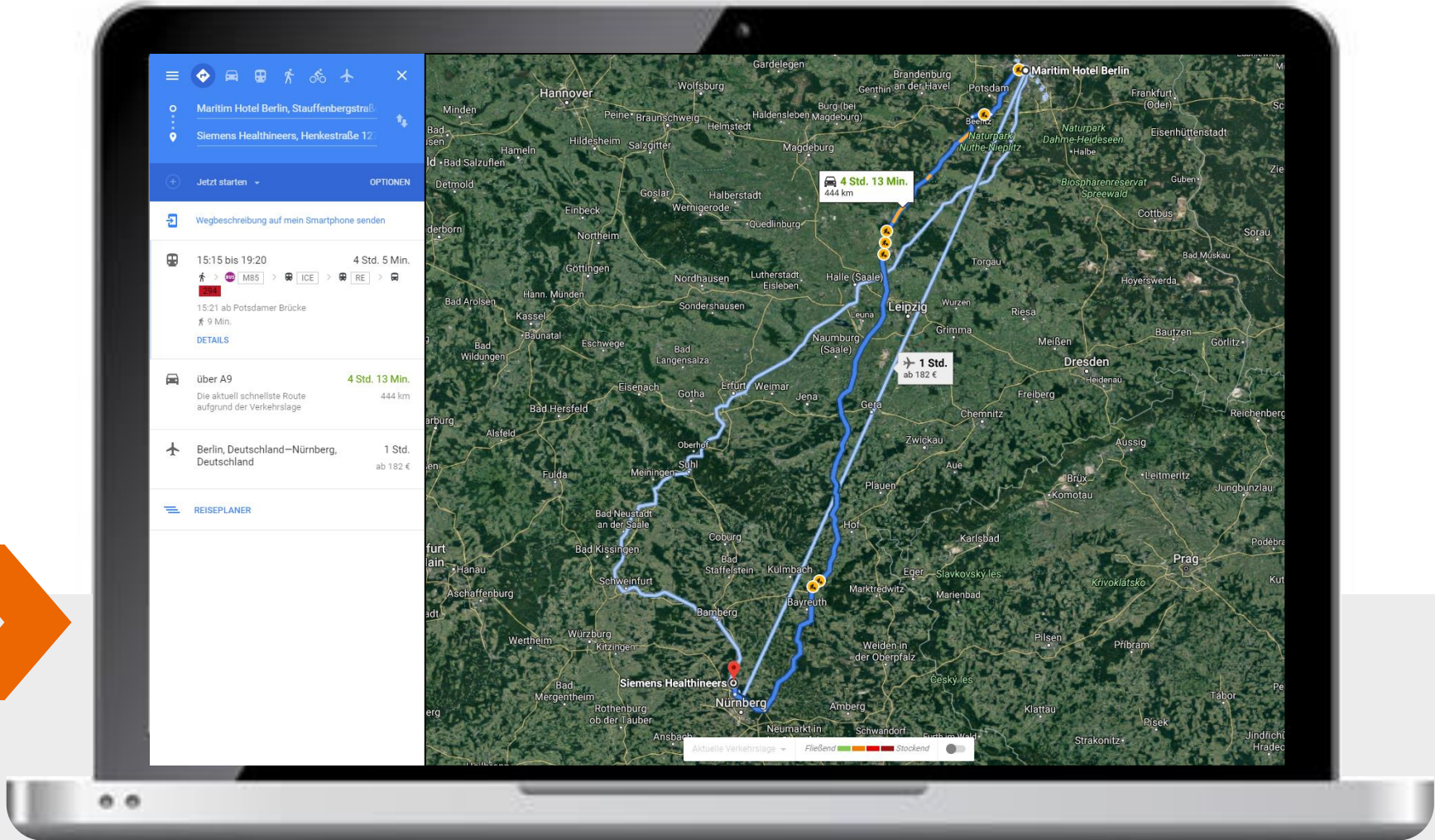
AI-Rad Companion markiert Auffälligkeiten



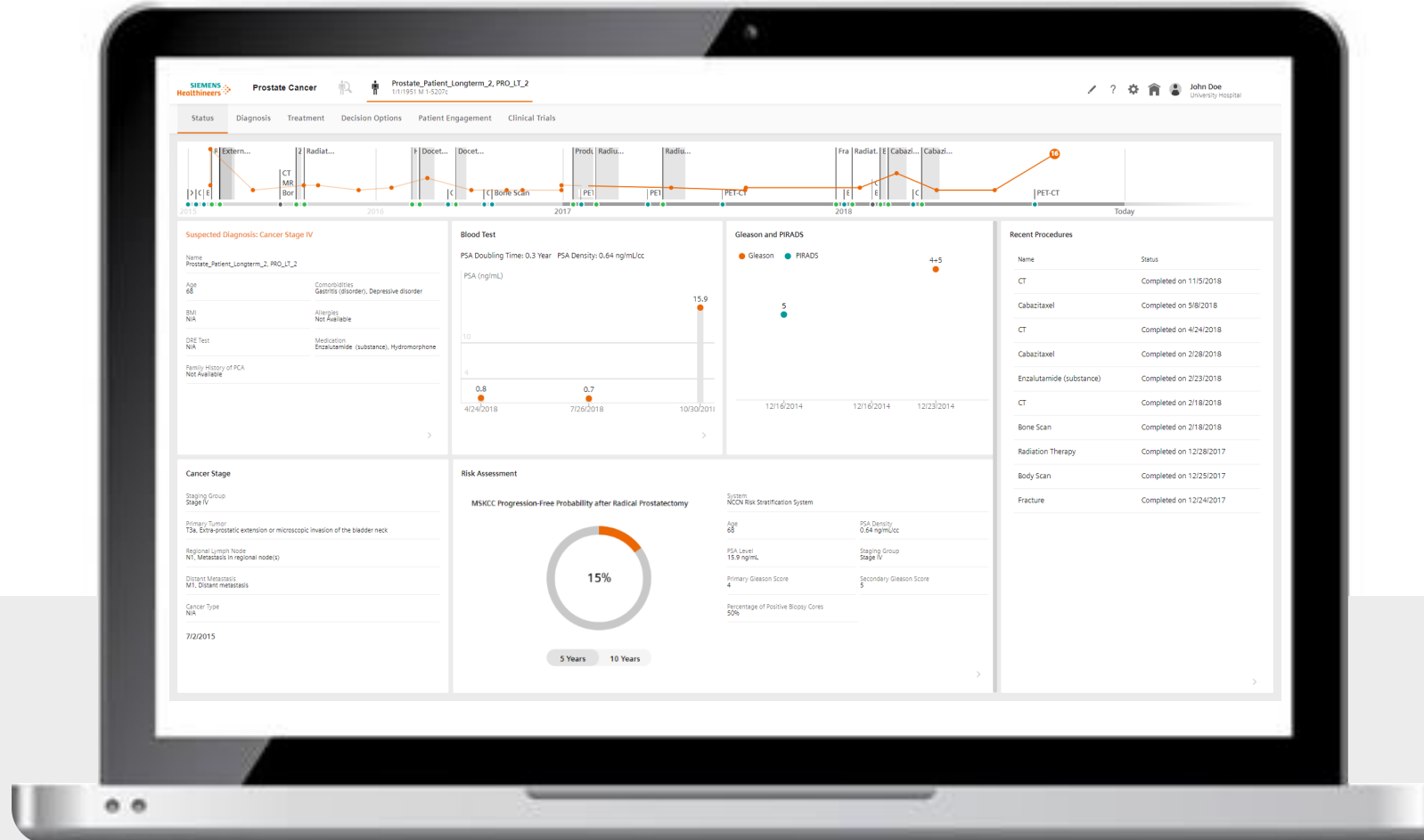
Wir treiben Digitalisierung und KI in einem Stufenmodell



GPS – Wo bin ich und was ist der nächste Schritt?




AI Pathway Companion wird "GPS der Medizin"





Status Diagnosis Treatment Decision Options Patient Engagement Clinical Trials




Suspected Diagnosis: Cancer Stage IV

Name
Prostate_Patient_Longterm_2, PRO_LT_2

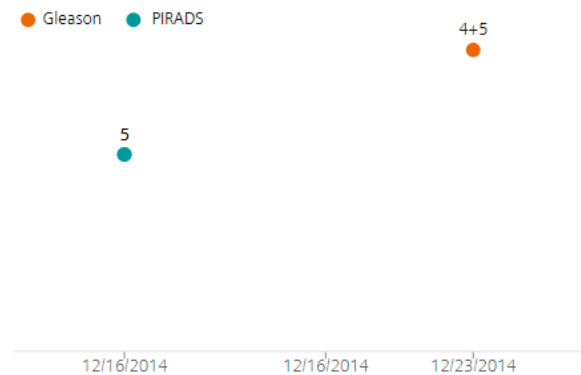
Age 68	Comorbidities Gastritis (disorder), Depressive disorder
BMI N/A	Allergies Not Available
DRE Test N/A	Medication Enzalutamide (substance), Hydromorphone
Family History of PCA Not Available	

Blood Test

PSA Doubling Time: 0.3 Year PSA Density: 0.64 ng/mLcc



Gleason and PIRADS



Recent Procedures

Name	Status
CT	Completed on 11/5/2018
Cabazitaxel	Completed on 5/8/2018
CT	Completed on 4/24/2018
Cabazitaxel	Completed on 2/28/2018
Enzalutamide (substance)	Completed on 2/23/2018
CT	Completed on 2/18/2018
Bone Scan	Completed on 2/18/2018
Radiation Therapy	Completed on 12/28/2017
Body Scan	Completed on 12/25/2017
Fracture	Completed on 12/24/2017

Cancer Stage

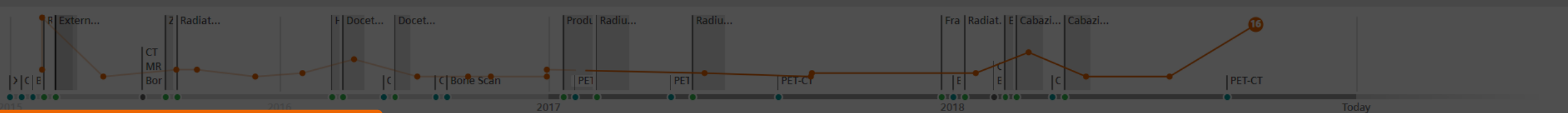
Staging Group
Stage IV

Risk Assessment

MSKCC Progression-Free Probability after Radical Prostatectomy

System
NCCN Risk Stratification System

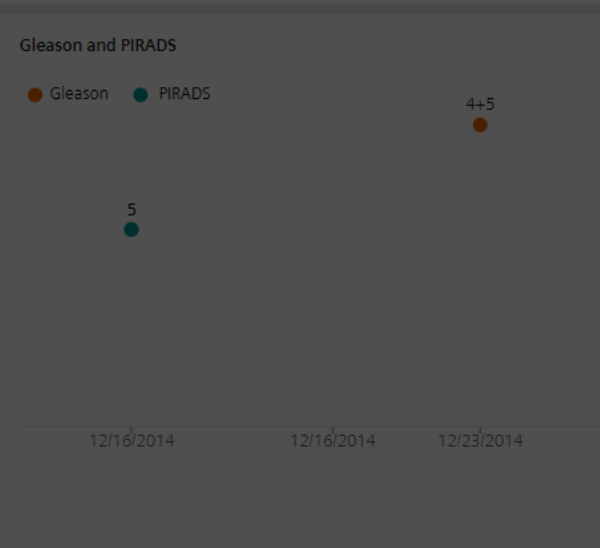
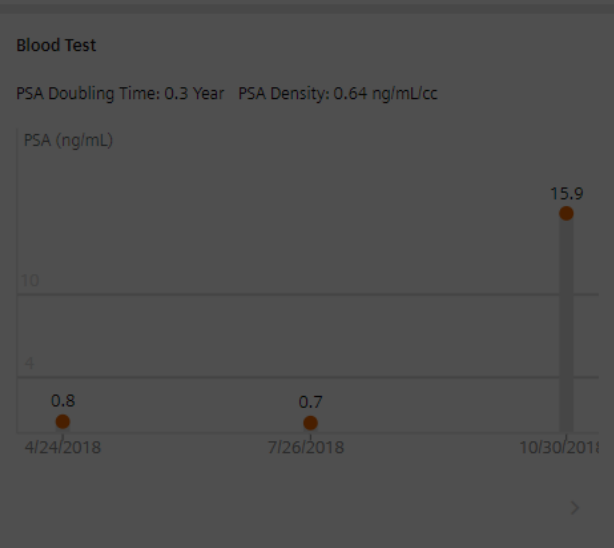
Status Diagnosis Treatment Decision Options Patient Engagement Clinical Trials



Suspected Diagnosis: Cancer Stage IV

Name
Prostate_Patient_Longterm_2, PRO_LT_2

Age 68	Comorbidities Gastritis (disorder), Depressive disorder
BMI N/A	Allergies Not Available
DRE Test N/A	Medication Enzalutamide (substance), Hydromorphone
Family History of PCA Not Available	



Recent Procedures

Name	Status
CT	Completed on 11/5/2018
Cabazitaxel	Completed on 5/8/2018
CT	Completed on 4/24/2018
Cabazitaxel	Completed on 2/28/2018
Enzalutamide (substance)	Completed on 2/23/2018
CT	Completed on 2/18/2018
Bone Scan	Completed on 2/18/2018
Radiation Therapy	Completed on 12/28/2017
Body Scan	Completed on 12/25/2017
Fracture	Completed on 12/24/2017

Cancer Stage

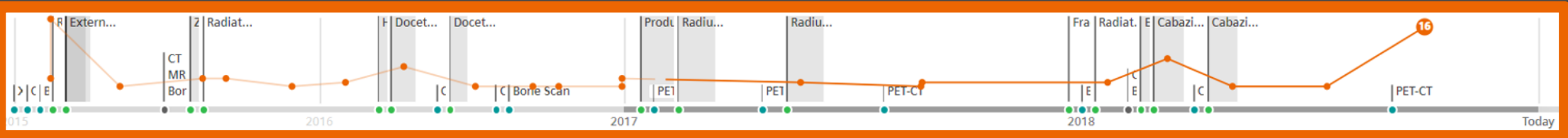
Staging Group
Stage IV

Risk Assessment

MSKCC Progression-Free Probability after Radical Prostatectomy

System
NCCN Risk Stratification System

Status Diagnosis Treatment Decision Options Patient Engagement Clinical Trials



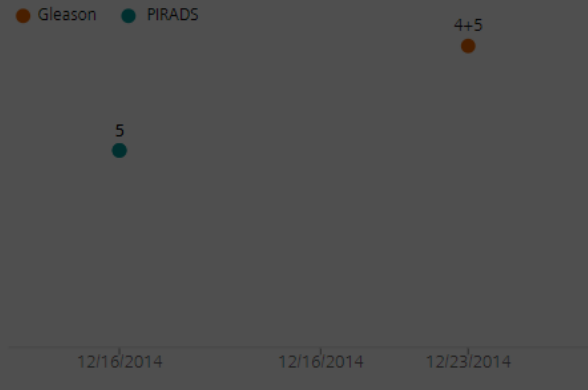
Suspected Diagnosis: Cancer Stage IV

Name: Prostate_Patient_Longterm_2, PRO_LT_2
 Age: 68
 Comorbidities: Gastritis (disorder), Depressive disorder
 BMI: N/A
 Allergies: Not Available
 DRE Test: N/A
 Medication: Enzalutamide (substance), Hydromorphone
 Family History of PCA: Not Available

Blood Test



Gleason and PIRADS



Recent Procedures

Name	Status
CT	Completed on 11/5/2018
Cabazitaxel	Completed on 5/8/2018
CT	Completed on 4/24/2018
Cabazitaxel	Completed on 2/28/2018
Enzalutamide (substance)	Completed on 2/23/2018
CT	Completed on 2/18/2018
Bone Scan	Completed on 2/18/2018
Radiation Therapy	Completed on 12/28/2017
Body Scan	Completed on 12/25/2017
Fracture	Completed on 12/24/2017

Cancer Stage

Staging Group: Stage IV

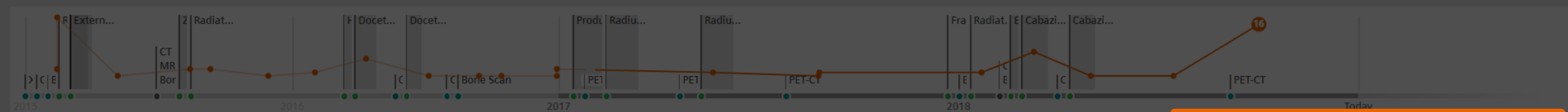
Risk Assessment

MSKCC Progression-Free Probability after Radical Prostatectomy

System

NCCN Risk Stratification System

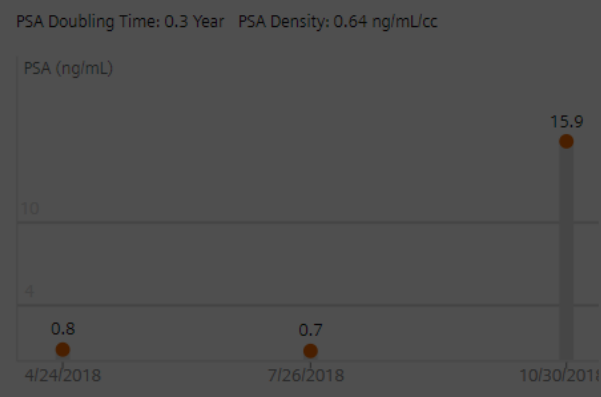
Status Diagnosis Treatment Decision Options Patient Engagement Clinical Trials



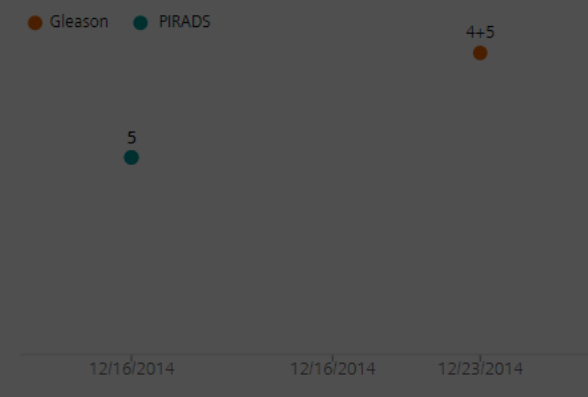
Suspected Diagnosis: Cancer Stage IV

Name: Prostate_Patient_Longterm_2, PRO_LT_2
Age: 68
Comorbidities: Gastritis (disorder), Depressive disorder
Allergies: Not Available
Medication: Enzalutamide (substance), Hydromorphone
Family History of PCA: Not Available

Blood Test



Gleason and PIRADS



Cancer Stage

Staging Group: Stage IV

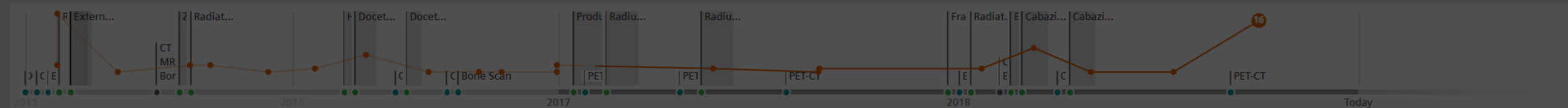
Risk Assessment

MSKCC Progression-Free Probability after Radical Prostatectomy

System: NCCN Risk Stratification System

Recent Procedures	
Name	Status
CT	Completed on 11/5/2018
Cabazitaxel	Completed on 5/8/2018
CT	Completed on 4/24/2018
Cabazitaxel	Completed on 2/28/2018
Enzalutamide (substance)	Completed on 2/23/2018
CT	Completed on 2/18/2018
Bone Scan	Completed on 2/18/2018
Radiation Therapy	Completed on 12/28/2017
Body Scan	Completed on 12/25/2017
Fracture	Completed on 12/24/2017

Status Diagnosis Treatment Decision Options Patient Engagement Clinical Trials



Suspected Diagnosis: Cancer Stage IV

Name: Prostate_Patient_Longterm_2, PRO_LT_2

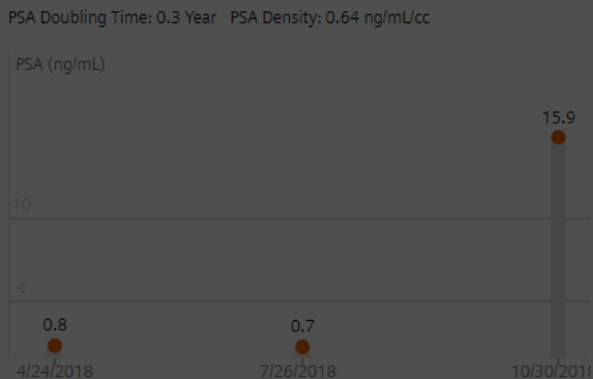
Age: 68
Comorbidities: Gastritis (disorder), Depressive disorder

BMI: N/A
Allergies: Not Available

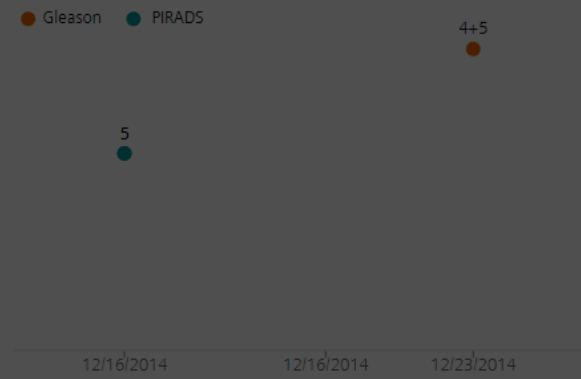
DRE Test: N/A
Medication: Enzalutamide (substance), Hydromorphone

Family History of PCA: Not Available

Blood Test



Gleason and PIRADS



Recent Procedures

Name	Status
CT	Completed on 11/5/2018
Cabazitaxel	Completed on 5/8/2018
CT	Completed on 4/24/2018
Cabazitaxel	Completed on 2/28/2018
Enzalutamide (substance)	Completed on 2/23/2018
CT	Completed on 2/18/2018
Bone Scan	Completed on 2/18/2018
Radiation Therapy	Completed on 12/28/2017
Body Scan	Completed on 12/25/2017
Fracture	Completed on 12/24/2017

Cancer Stage

Staging Group: Stage IV

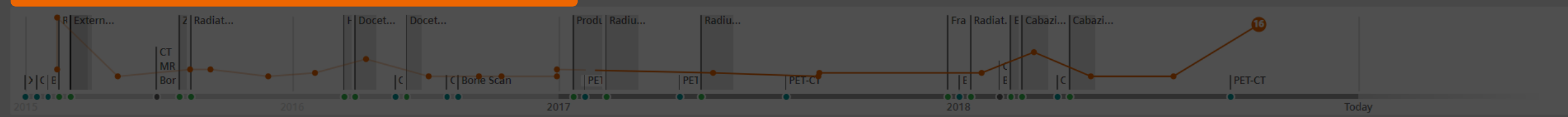
Risk Assessment

MSKCC Progression-Free Probability after Radical Prostatectomy

15%

5 Years 10 Years

- Status
- Diagnosis
- Treatment
- Decision Options
- Patient Engagement
- Clinical Trials



Suspected Diagnosis: Cancer Stage IV

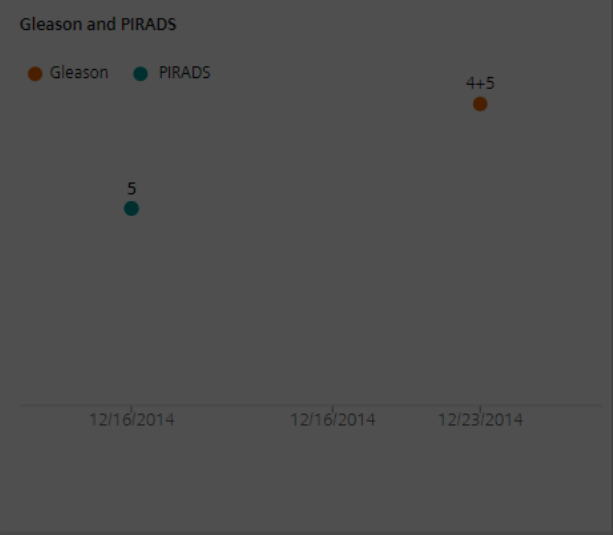
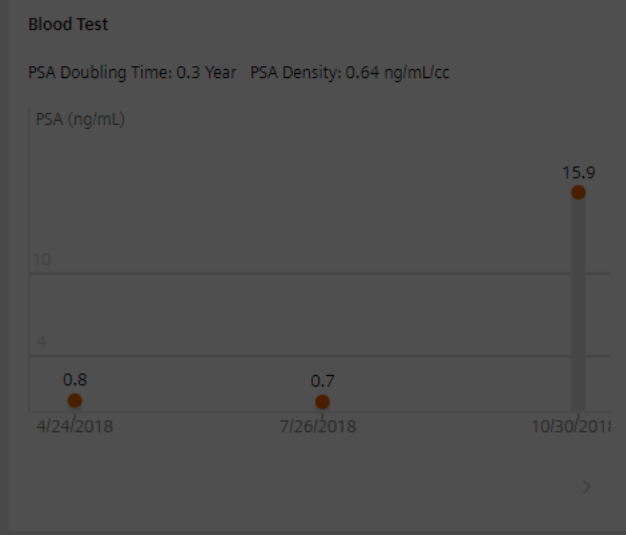
Name: Prostate_Patient_Longterm_2, PRO_LT_2

Age: 68
Comorbidities: Gastritis (disorder), Depressive disorder

BMI: N/A
Allergies: Not Available

DRE Test: N/A
Medication: Enzalutamide (substance), Hydromorphone

Family History of PCA: Not Available



Recent Procedures

Name	Status
CT	Completed on 11/5/2018
Cabazitaxel	Completed on 5/8/2018
CT	Completed on 4/24/2018
Cabazitaxel	Completed on 2/28/2018
Enzalutamide (substance)	Completed on 2/23/2018
CT	Completed on 2/18/2018
Bone Scan	Completed on 2/18/2018
Radiation Therapy	Completed on 12/28/2017
Body Scan	Completed on 12/25/2017
Fracture	Completed on 12/24/2017

Cancer Stage

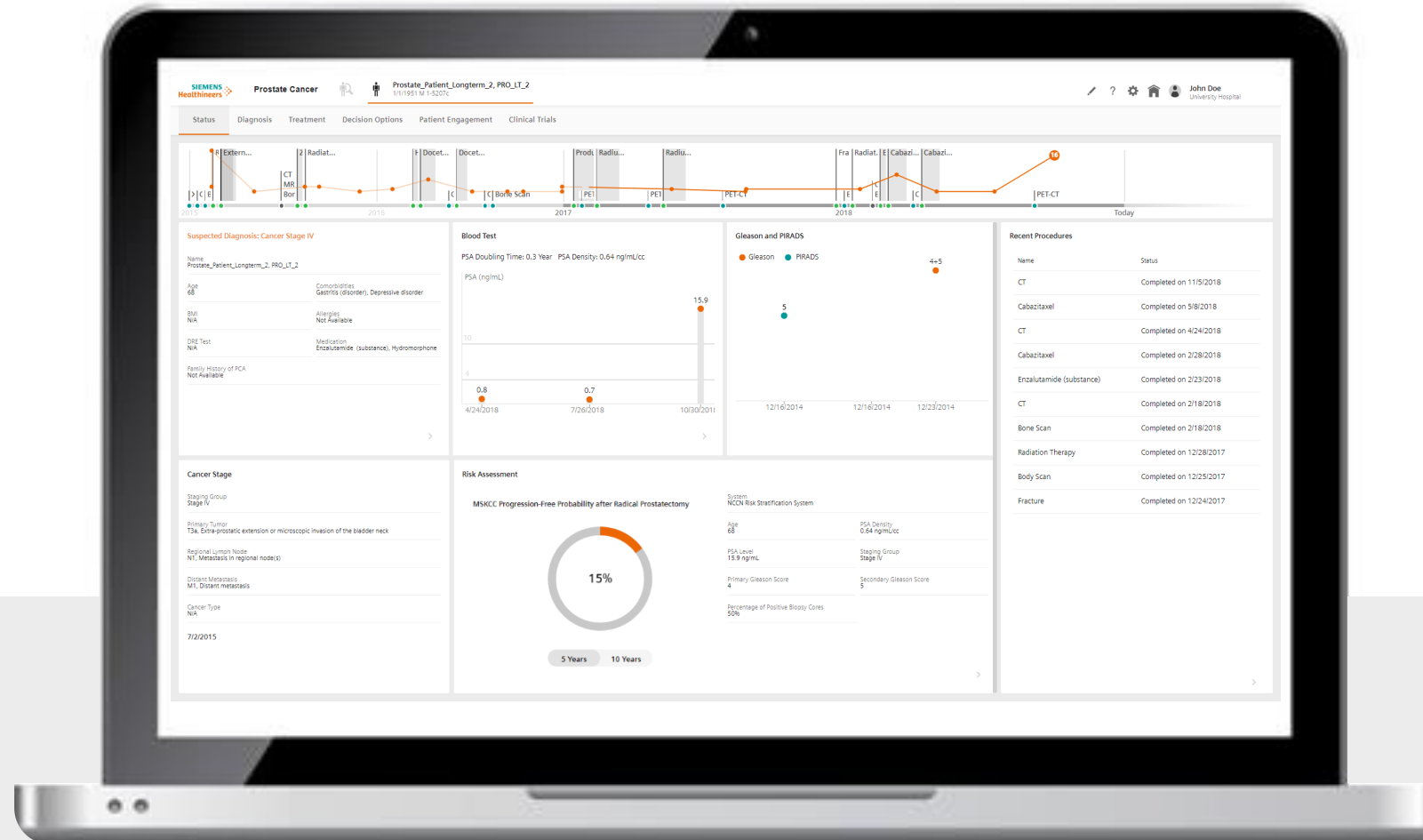
Staging Group: Stage IV

Risk Assessment

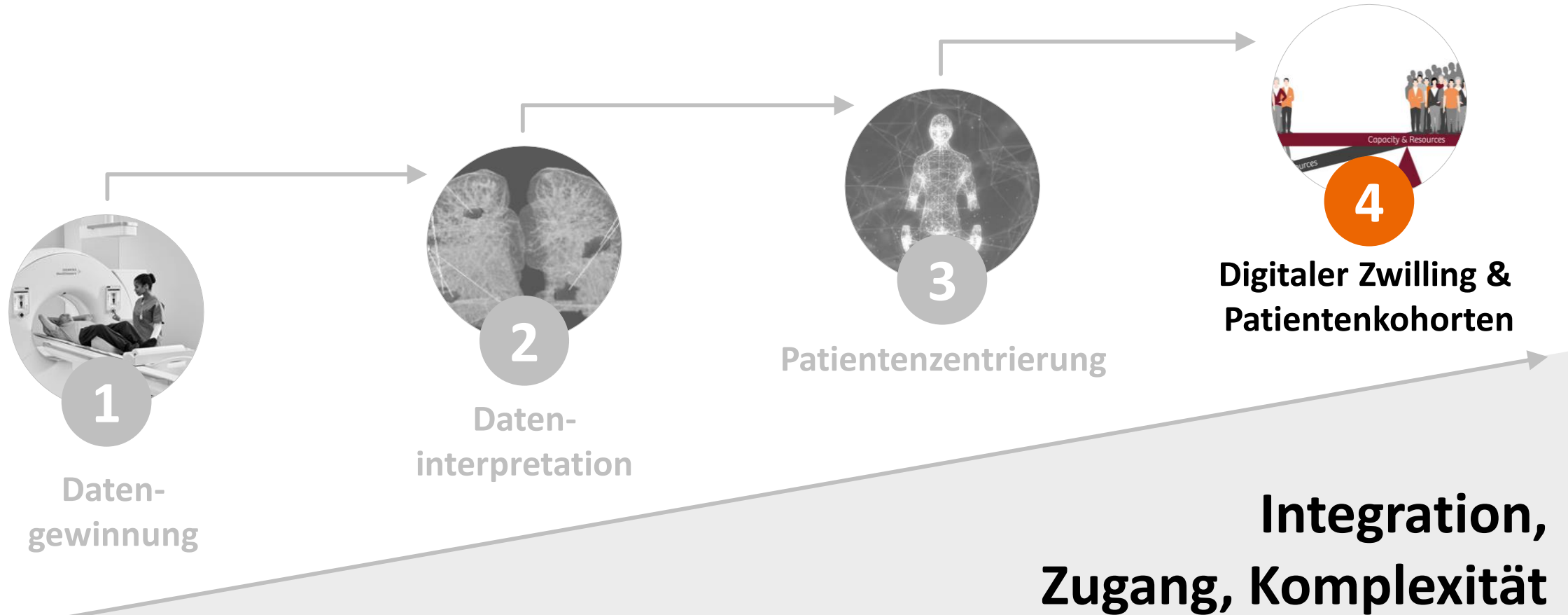
MSKCC Progression-Free Probability after Radical Prostatectomy

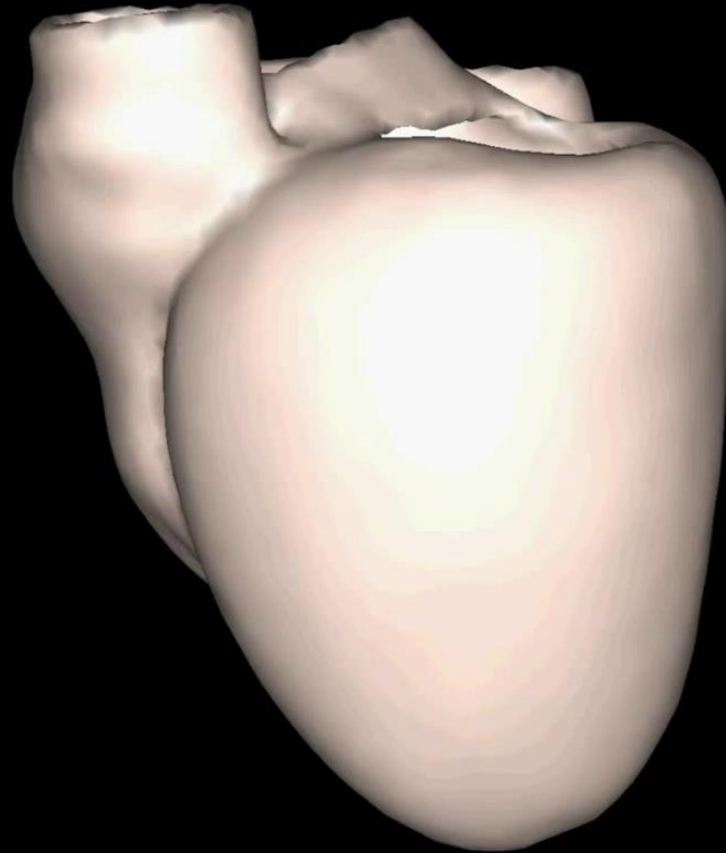
System: NCCN Risk Stratification System

AI Pathway Companion wird "GPS der Medizin"



Wir treiben Digitalisierung und KI in einem Stufenmodell



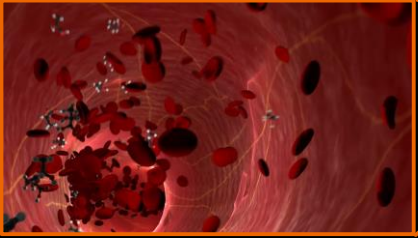
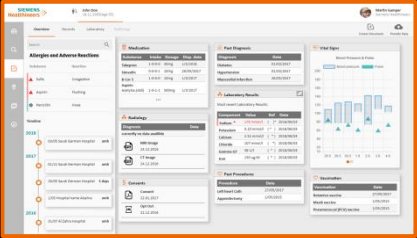


Der Digitale Zwilling hilft, das Herz neu zu begreifen

QRS duration = 129 ms	QRS duration = -	●
QT duration = 400 ms	QT duration = -	●
Electrical axis = -6 deg	Electrical axis = -	●
LVTAT = 129 ms	LVTAT = -	●
RVTAT = 96,4 ms	RVTAT = -	●
VEU = 16 ms	VEU = -	●


The concept is currently under development and is not for sale. Its future availability cannot be guaranteed

Bernd Montag, CEO 26
Frei verwendbar © Siemens Healthineers, 2019

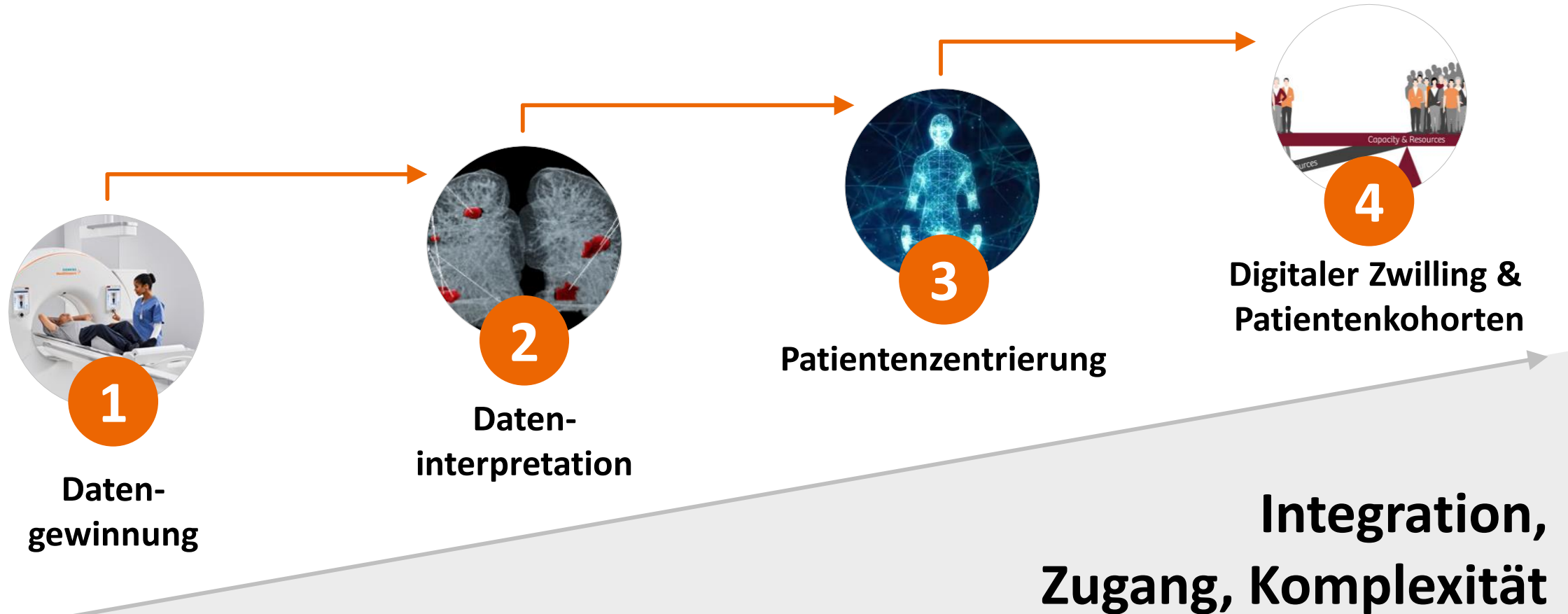


Digitaler Zwilling


DeepReasoner fasst Patienten mit ähnlichen Symptomen in Behandlungskohorten zusammen



Wir treiben Digitalisierung und KI in einem Stufenmodell



Unsere Chance: Deutschland als Vorreiter für ein modernes, digitales Gesundheitssystem



7,6 Mio.
Erwerbstätige

369,8 Mrd. €
Bruttowertschöpfung

131,1 Mrd. €
Exporte

SIEMENS
Healthineers

